



**FEU TEAH**

**Tamaraw Easy Assist Hub**

# TEAH Login

---



← testkevinuser@feu.edu.ph

**Enter password**

Password

[Forgot my password](#)

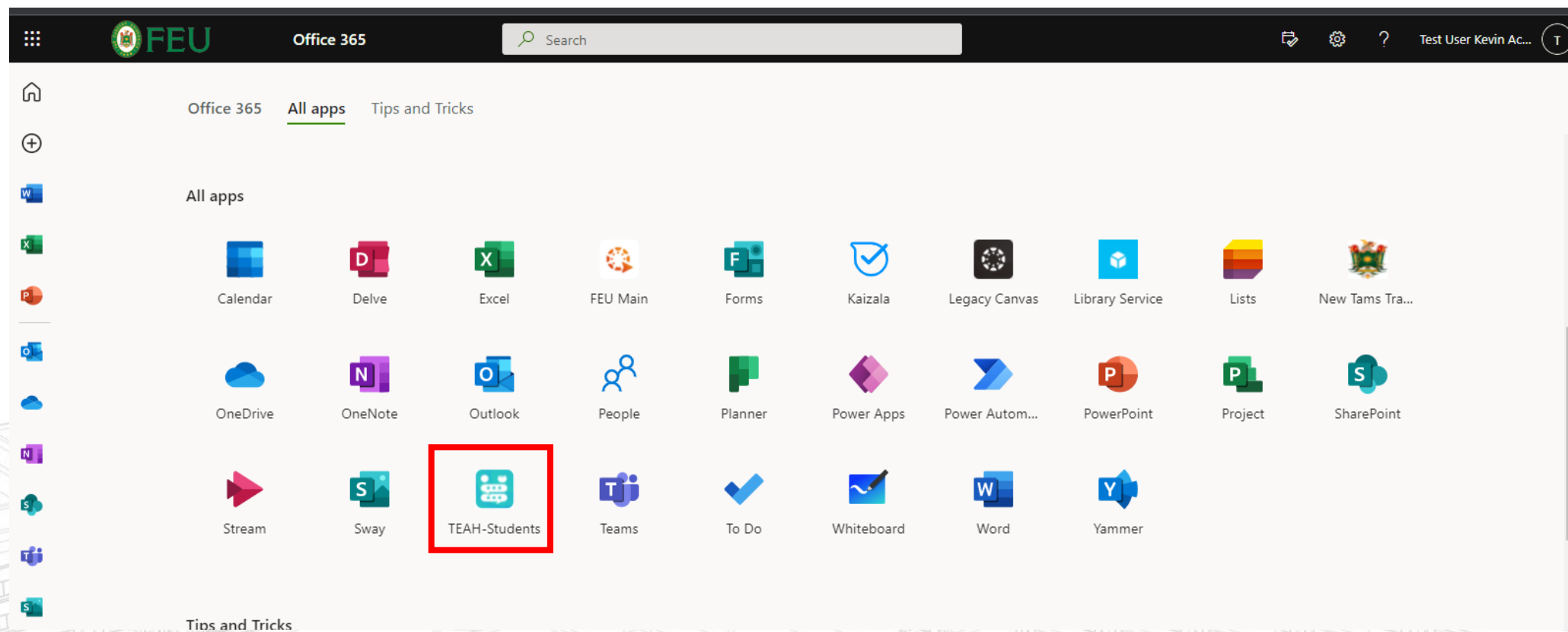
**Sign in**

TEAH Login

1. Go to [office.com](https://office.com).

2. Click sign in, input your email ([studentnumber@feu.edu.ph](mailto:studentnumber@feu.edu.ph)) and password.

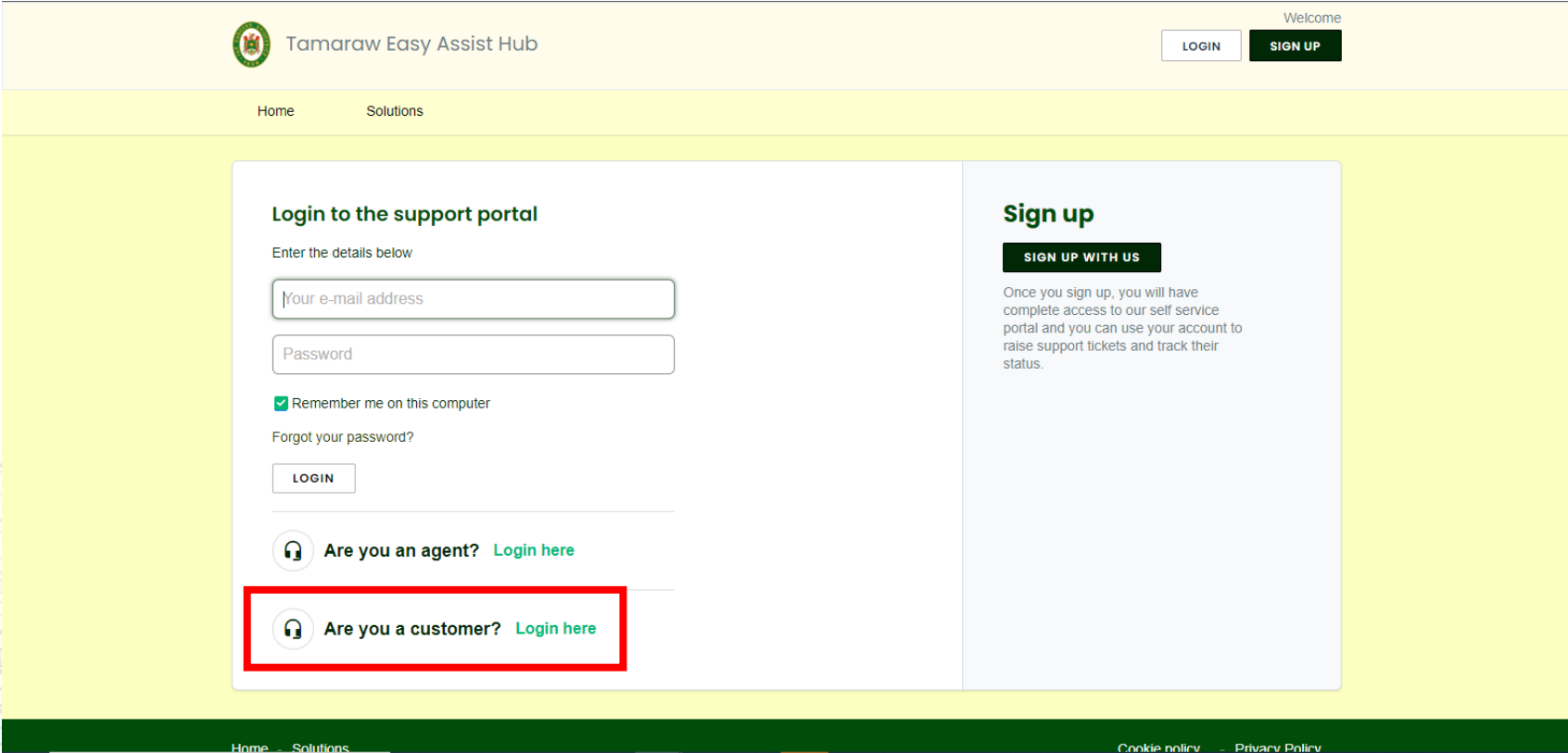
# TEAH Login




TEAH Login

1. Once logged in, go to 'All Apps' and click TEAH Students

# TEAH Login



 Tamaraw Easy Assist Hub

Welcome

LOGIN SIGN UP

Home Solutions

### Login to the support portal

Enter the details below


Your e-mail address


Password

☒ Remember me on this computer

[Forgot your password?](#)

LOGIN

 **Are you an agent?** [Login here](#)

 **Are you a customer?** [Login here](#)

### Sign up

**SIGN UP WITH US**

Once you sign up, you will have complete access to our self service portal and you can use your account to raise support tickets and track their status.

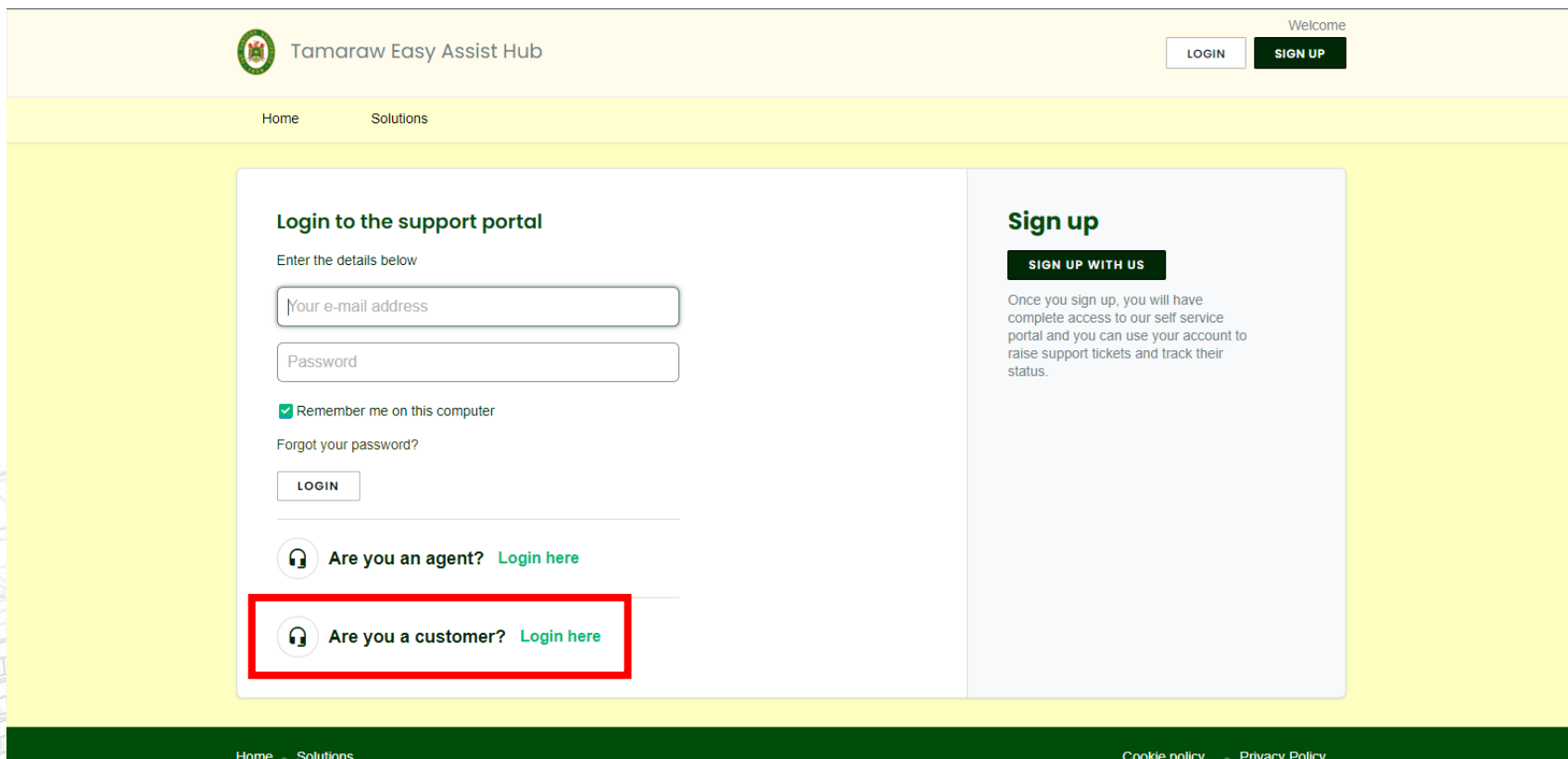
Home Solutions

[Cookie policy](#) [Privacy Policy](#)

TEAH Login

1. Click 'Login here' button (Are you're a customer?)

# TEAH Login



Tamaraw Easy Assist Hub

Welcome

LOGIN SIGN UP

Home Solutions

### Login to the support portal

Enter the details below

Your e-mail address

Password

☒ Remember me on this computer

Forgot your password?

LOGIN

Are you an agent? [Login here](#)

**Are you a customer? [Login here](#)**

### Sign up

**SIGN UP WITH US**

Once you sign up, you will have complete access to our self service portal and you can use your account to raise support tickets and track their status.

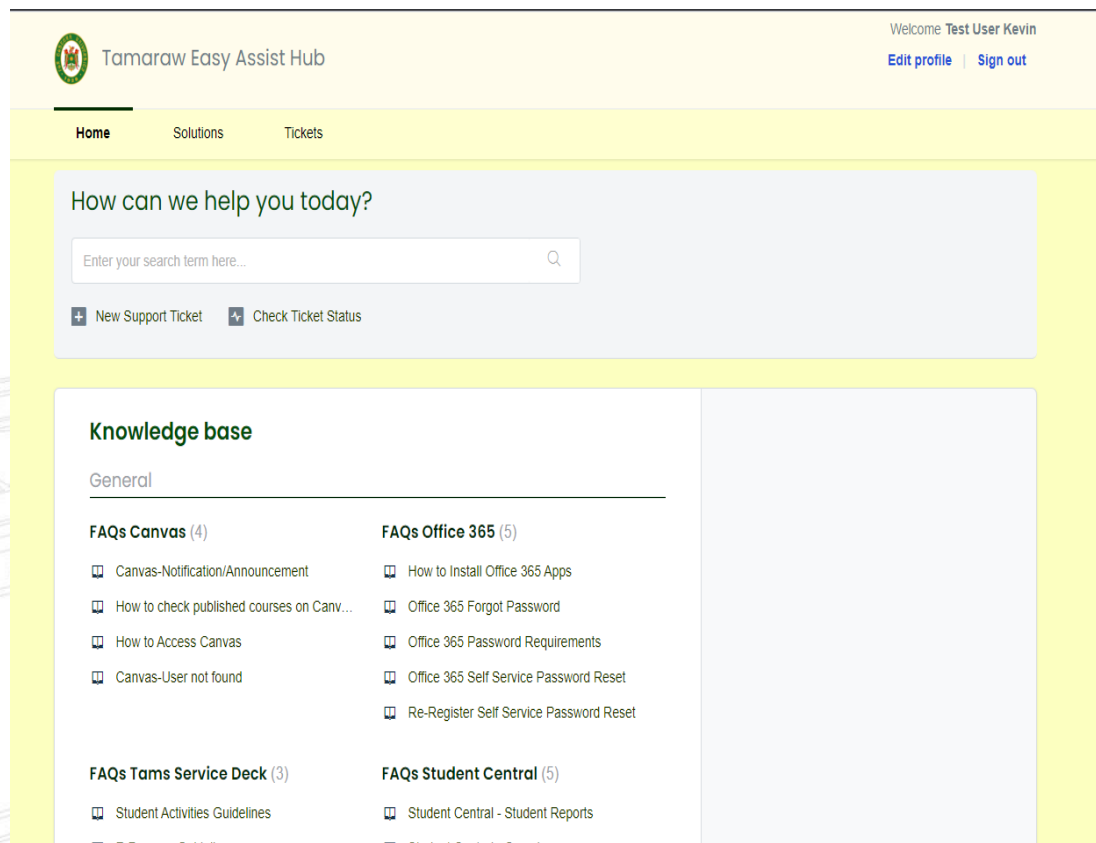
Home Solutions

Cookie policy Privacy Policy

Or you may directly access TEAH thru this link [www.tamassist.feu.edu.ph](http://www.tamassist.feu.edu.ph)  
Click 'Login here' button (Are you're a customer?)



# TEAH Login



The screenshot displays the TEAH Home Page. At the top, a yellow header bar contains the FEU logo, the text "Tamaraw Easy Assist Hub", and a user greeting "Welcome Test User Kevin" with links for "Edit profile" and "Sign out". Below the header, a navigation bar shows "Home", "Solutions", and "Tickets". The main content area has a light blue background with the heading "How can we help you today?". It includes a search bar with the placeholder "Enter your search term here..." and a magnifying glass icon. Below the search bar are two buttons: "New Support Ticket" and "Check Ticket Status". The "Knowledge base" section is titled "General" and lists four categories of FAQs: "FAQs Canvas (4)", "FAQs Office 365 (5)", "FAQs Tams Service Deck (3)", and "FAQs Student Central (5)". Each category lists specific topics with document icons.

Welcome Test User Kevin  
[Edit profile](#) | [Sign out](#)

[Home](#) [Solutions](#) [Tickets](#)

How can we help you today?

Enter your search term here...

[New Support Ticket](#) [Check Ticket Status](#)

### Knowledge base

#### General

**FAQs Canvas (4)**

- Canvas-Notification/Announcement
- How to check published courses on Canv...
- How to Access Canvas
- Canvas-User not found

**FAQs Office 365 (5)**

- How to Install Office 365 Apps
- Office 365 Forgot Password
- Office 365 Password Requirements
- Office 365 Self Service Password Reset
- Re-Register Self Service Password Reset

**FAQs Tams Service Deck (3)**

- Student Activities Guidelines
- E-Services Guidelines

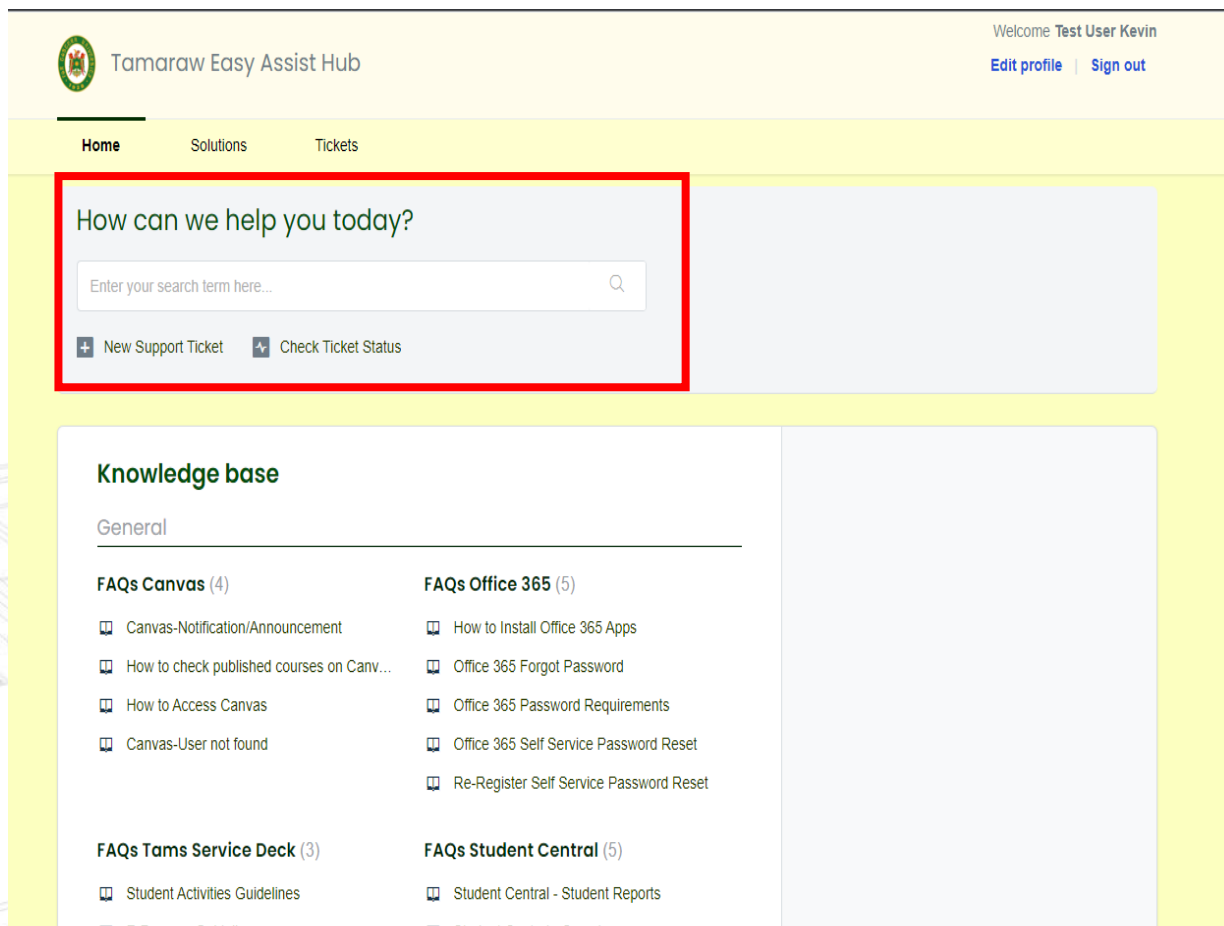
**FAQs Student Central (5)**

- Student Central - Student Reports
- Student Central - Overview

## TEAH Login

1. Once logged in, this will be your Home Page. The students can check and search for FAQs and infographics through knowledge base and create ticket.

# TEAH Login



How can we help you today?

Enter your search term here...

+ New Support Ticket + Check Ticket Status

### Knowledge base

General

**FAQs Canvas (4)**

- Canvas-Notification/Announcement
- How to check published courses on Canv...
- How to Access Canvas
- Canvas-User not found

**FAQs Office 365 (5)**

- How to Install Office 365 Apps
- Office 365 Forgot Password
- Office 365 Password Requirements
- Office 365 Self Service Password Reset
- Re-Register Self Service Password Reset

**FAQs Tams Service Deck (3)**

- Student Activities Guidelines
- ...

**FAQs Student Central (5)**

- Student Central - Student Reports
- ...

## TEAH Login

1. To create a ticket just click on 'New Support Ticket' button.
2. To check for your Ticket Status just click on 'Check ticket status' button.
3. To search for FAQs, just type in some keywords (i.e. Canvas) in the searchbar.